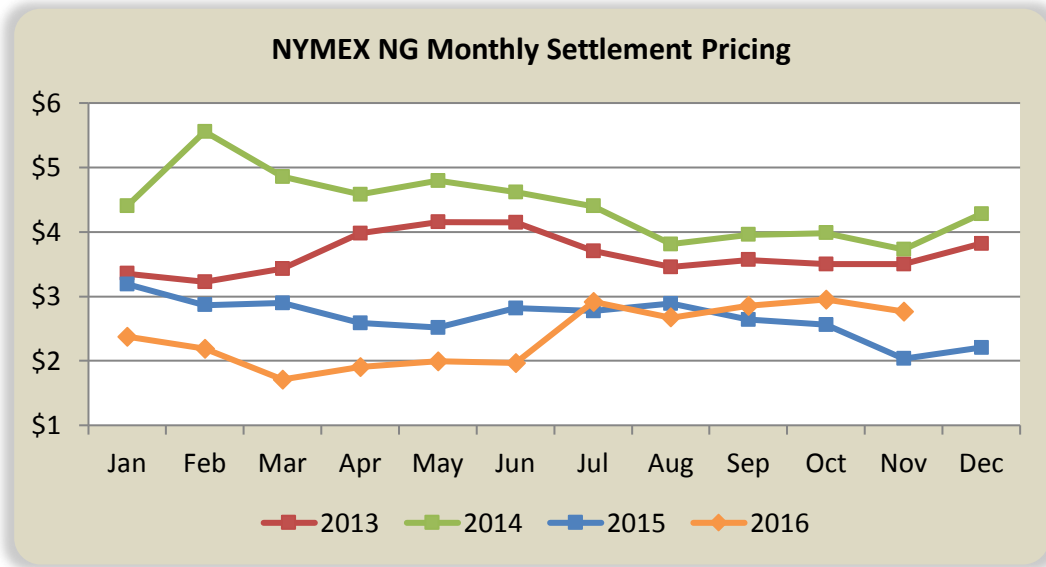
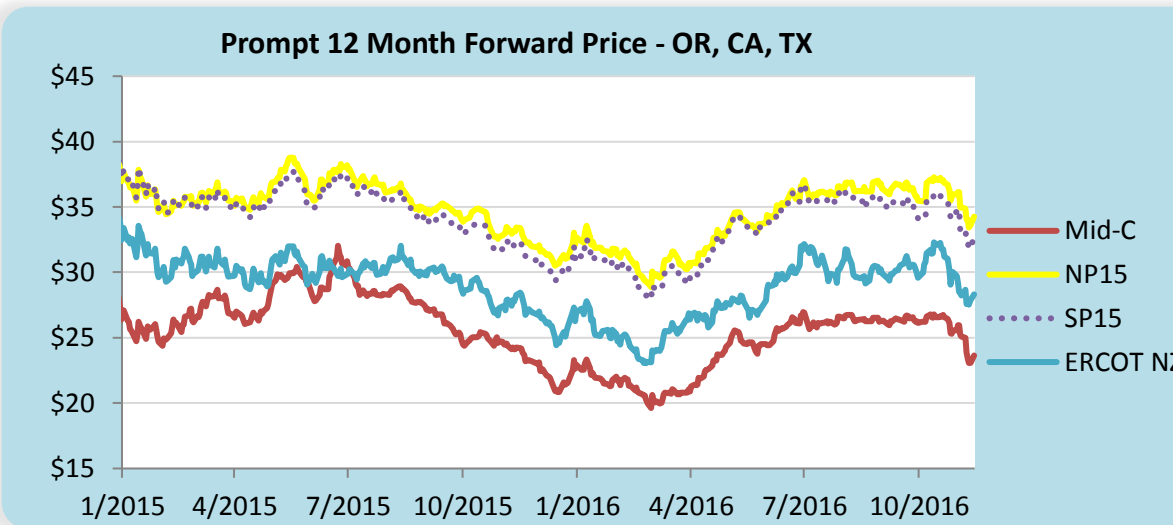


Gas Futures			Nat Gas Storage	
	Close	Δ	Curr. Week (Bcf)	4,017
Prompt Mo.	\$2.71	(\$0.040)	Net Δ (ThisWeek)	54
12 Mo. Strip	\$2.94	(\$0.024)		

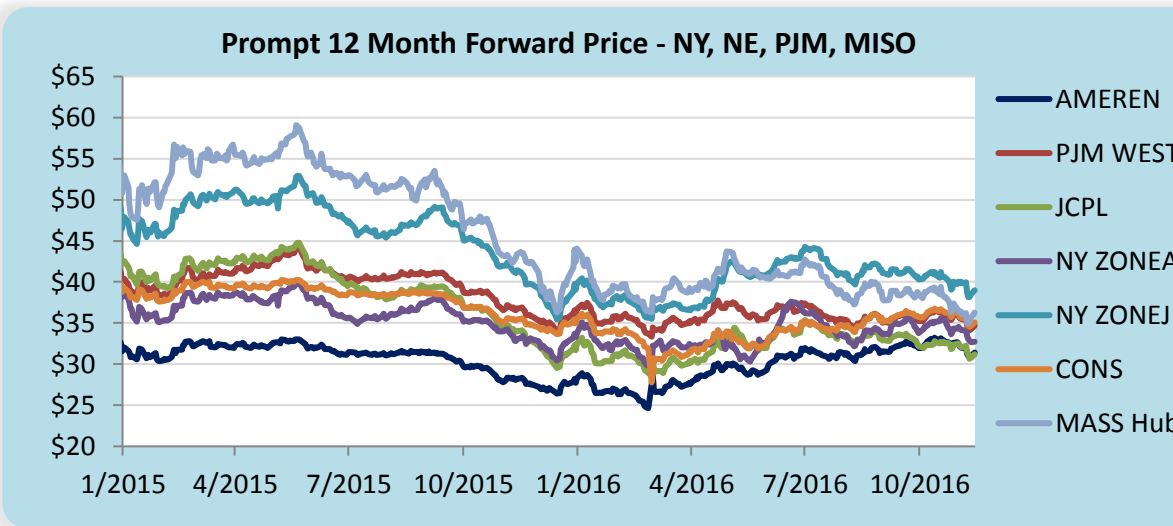


Physical Gas (USD per MMBTU)		
	Close	Daily Δ
H Hub	\$2.223	\$0.195
SoCal CG	\$2.426	\$0.443
PG&E CG	\$2.817	\$0.569
Chi CG	\$2.222	\$0.222
TCO	\$2.077	\$0.209
HSC	\$2.266	\$0.276
Stanfield	\$2.041	\$0.283
Algonquin	\$2.238	(\$0.695)

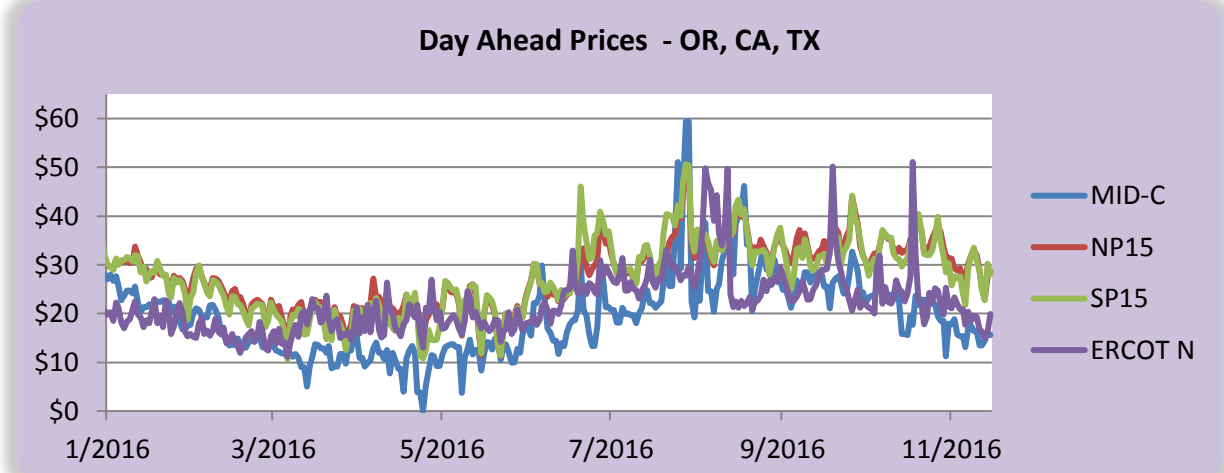
Oil (USD/bbl)		
	Close	Daily Δ
WTI	\$43.41	(\$1.25)
BRENT	\$44.75	(\$1.09)



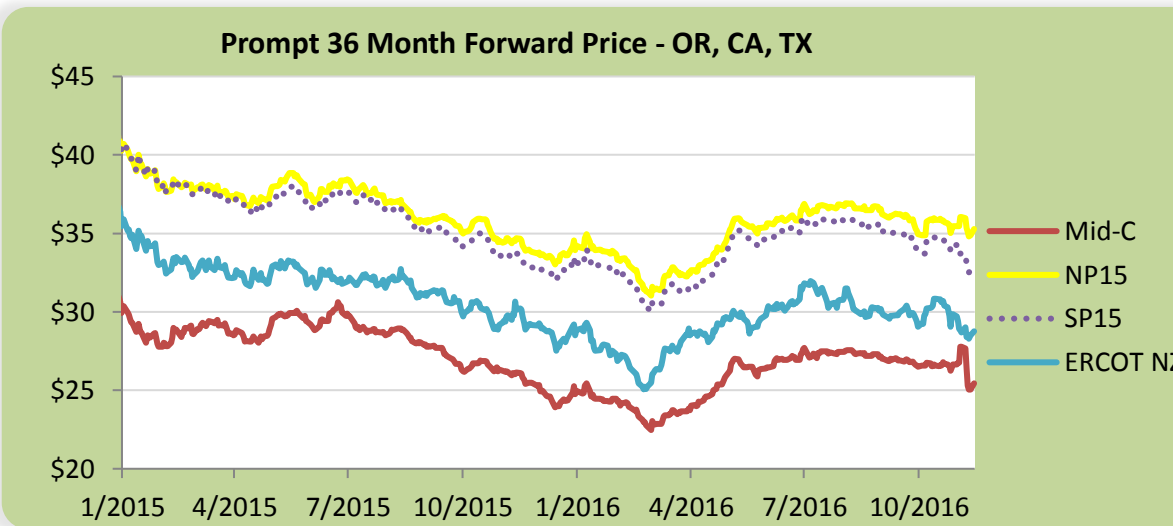
Prompt 12 Month ATC Daily Price Movement		
** Yesterday's close		
OR,CA,TX		
Mid-C		↑
NP15		↑
SP15		↑
ERCOT NZ		↑



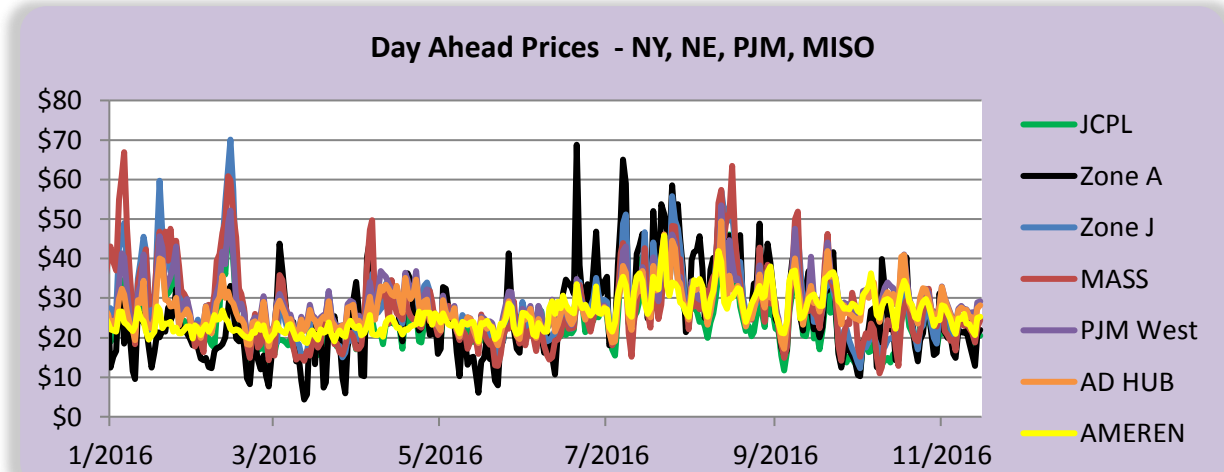
NY, NE		
Zone A		↑
Zone J		↑
MASS Hub		↑
CT		↑



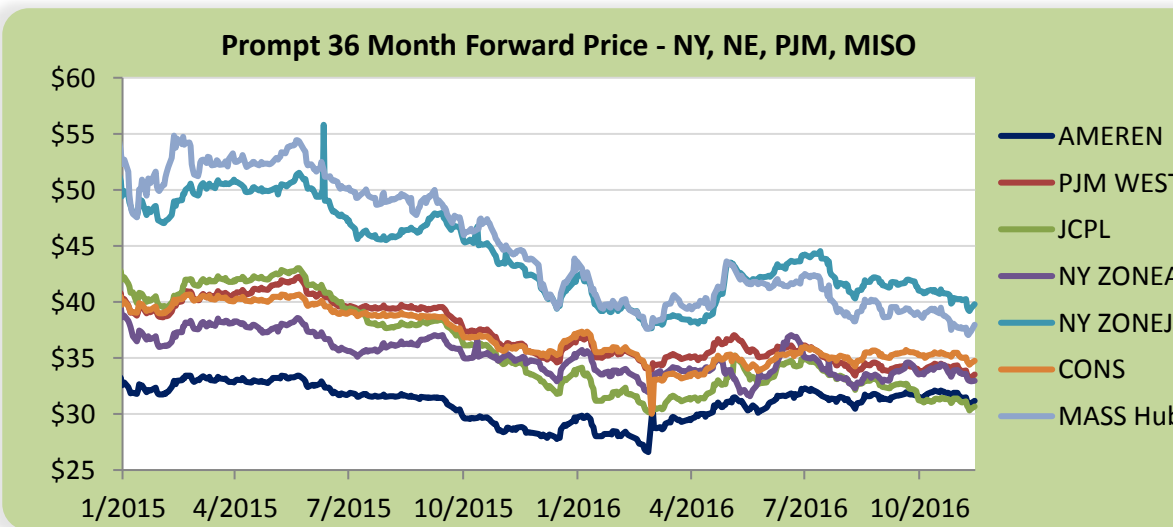
YTD Day-Ahead Index Average (ATC)	
Mid-C	\$19.44
NP15	\$27.93
SP15	\$27.42
ERCOT NZ	\$22.06



PJM, MISO		
PJM West		↑
AD Hub		↑
PECO		↑
PPL		↑
JCIPL		↑
AMEREN		↑
CONS		↑



Zone A	\$25.63
Zone J	\$27.97
MASS	\$27.60
CT	\$27.65
PJM West	\$29.07
AD Hub	\$27.53
PECO	\$23.52
PPL	\$23.72
JCIPL	\$23.77
Ameren	\$25.96



Prompt 36 Month ATC Daily Price Movement		
** Yesterday's close		
OR,CA,TX		
Mid-C		↑
NP15		↑
SP15		↑
ERCOT NZ		↑

(ATC) Last Published Day-Ahead Average Price					
OR,CA,TX	Price	Δ	NY, NE	Price	Δ
Mid-C	\$16.85	(\$0.19)	Zone A	\$22.00	\$1.12
NP15	\$28.54	\$1.00	Zone G	\$24.52	(\$0.11)
SP15	\$28.10	(\$2.14)	Zone J	\$24.84	(\$0.20)
Ercot NZ	\$21.36	\$0.40	MASS	\$24.37	\$1.76
			CT	\$24.45	\$1.95
PJM, MISO	Price	Δ			
PJM Wst	\$29.25	\$0.34			
AD Hub	\$20.86	\$0.15			
PECO	\$19.67	(\$0.12)			
PPL	\$20.89	\$0.10			
JCIPL	\$20.51	\$0.19			
Ameren	\$25.26	\$0.31			

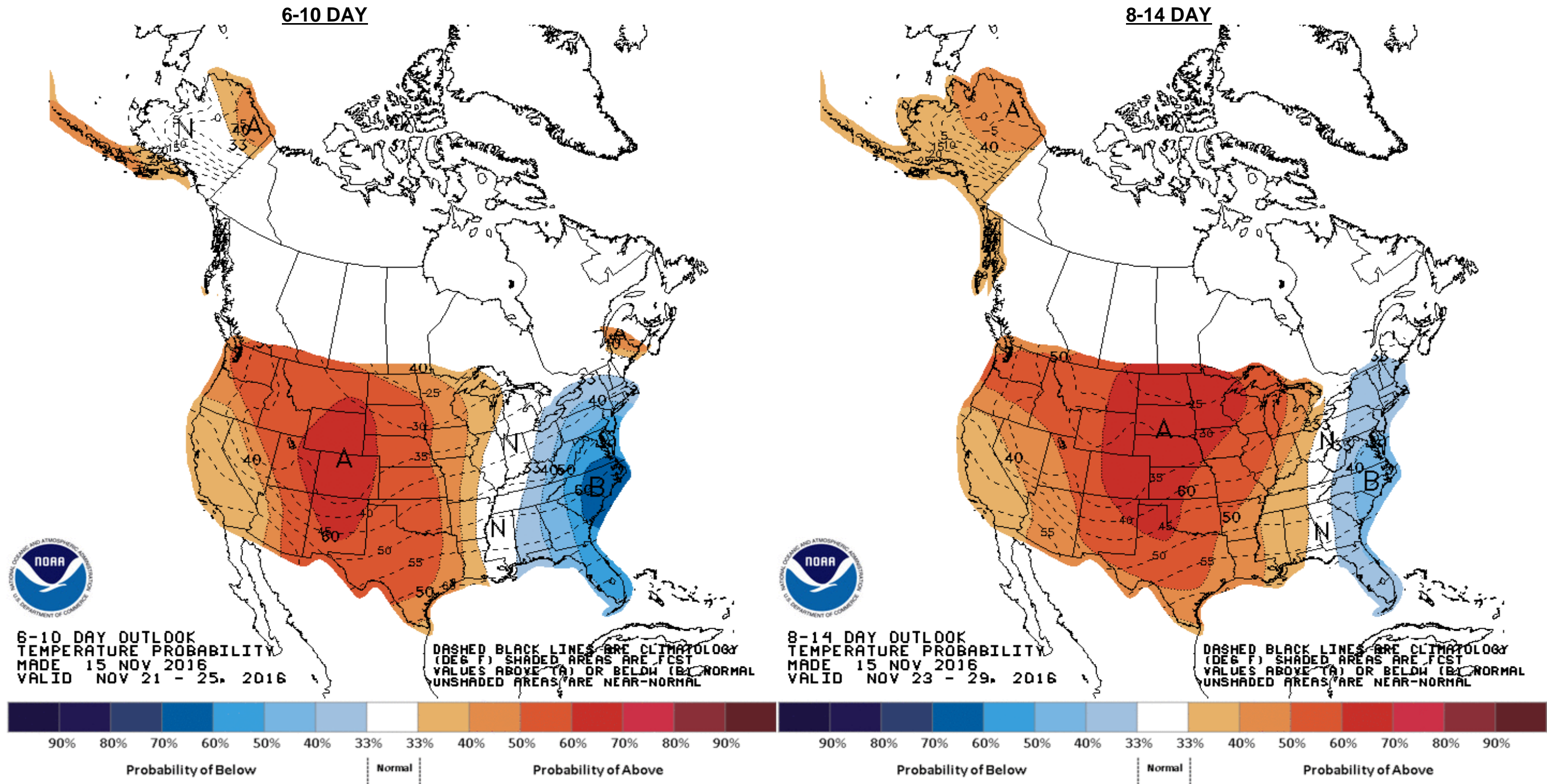
NY, NE		
Zone A		↑
Zone J		↑
MASS Hub		↑
CT		↑

PJM, MISO		
PJM West		↑
AD Hub		↑
PECO		↑
PPL		↑
JCIPL		↑
AMEREN		↑
CONS		↑

DISCLAIMER
 All prices herein are indicative. The information, opinions, estimates, projections and other materials contained herein are provided as of the date hereof and are subject to change without notice. Some of the information, opinions, estimates, projections and other materials contained herein may have been obtained from numerous sources (including, without limitation, exchanges, news providers, market data providers and other content providers) and Calpine Energy Solutions, LLC makes every effort to ensure that the contents hereof have been compiled or derived from sources believed to be reliable and to contain information and opinions which are accurate and complete. However, Calpine Energy Solutions, LLC has not independently verified and makes no representation or warranty, express or implied, in respect thereof, takes no responsibility for any errors and omissions which may be contained herein and accepts no liability whatsoever for any loss arising from any use of or reliance on the information, opinions, estimates, projections and other materials contained herein whether relied upon by the recipient or user or any other third party (including, without limitation, any customer of the recipient or user). Information may be available to Calpine Energy Solutions, LLC which is not reflected herein. The information, opinions, estimates, projections and other materials contained herein are not to be construed as an offer to sell, a solicitation for or an offer to buy, any products or services referenced herein (including, without limitation, any commodities or other financial instruments), nor shall such information, opinions, estimates, projections and other materials be considered as investment advice or as a recommendation to enter into any transaction. Calpine Energy Solutions, LLC and/or its affiliates may deal as principal in the products (including, without limitation, any commodities or other financial instruments) referenced herein. The information, opinions, estimates, projections and other materials contained herein (except for certain forecast maps obtained from the National Oceanic and Atmospheric Administration, a U.S. governmental agency, for which no copyright protections exist) may not be reproduced, disseminated, sold, distributed, published or circulated in any manner or for any purposes without the prior express written consent of Calpine Energy Solutions, LLC and/or any relevant source, as may be required.

NOAA Short-Term Weather Forecast

November 15, 2016



DISCLAIMER

All prices herein are indicative. The information, opinions, estimates, projections and other materials contained herein are provided as of the date hereof and are subject to change without notice. Some of the information, opinions, estimates, projections and other materials contained herein may have been obtained from numerous sources (including, without limitation, exchanges, news providers, market data providers and other content providers) and Calpine Energy Solutions, LLC makes every effort to ensure that the contents hereof have been compiled or derived from sources believed to be reliable and to contain information and opinions which are accurate and complete. However, Calpine Energy Solutions, LLC has not independently verified and makes no representation or warranty, express or implied, in respect thereof, takes no responsibility for any errors and omissions which may be contained herein and accepts no liability whatsoever for any loss arising from any use of or reliance on the information, opinions, estimates, projections and other materials contained herein whether relied upon by the recipient or user or any other third party (including, without limitation, any customer of the recipient or user). Information may be available to Calpine Energy Solutions, LLC which is not reflected herein. The information, opinions, estimates, projections and other materials contained herein are not to be construed as an offer to sell, a solicitation for or an offer to buy, any products or services referenced herein (including, without limitation, any commodities or other financial instruments), nor shall such information, opinions, estimates, projections and other materials be considered as investment advice or as a recommendation to enter into any transaction. Calpine Energy Solutions, LLC and/or its affiliates may deal as principal in the products (including, without limitation, any commodities or other financial instruments) referenced herein. The information, opinions, estimates, projections and other materials contained herein (except for certain forecast maps obtained from the National Oceanic and Atmospheric Administration, a U.S. governmental agency, for which no copyright protections exist) may not be reproduced, disseminated, sold, distributed, published or circulated in any manner or for any purposes without the prior express written consent of Calpine Energy Solutions, LLC and/or any relevant source, as may be required.